

ANNOUNCING A CLICKDIMENSIONS NEW RELEASE JULY 2015 UPDATE OVERVIEW

THURSDAY AUGUST 13TH 2015

ON THE LINE:



ALLISON MACEDO

ClickDimensions Product Manager
<http://help.clickdimensions.com>



TODAY'S AGENDA

- ClickDimensions Reminders
- Release Notes
- New Features Demo
- Articles
- Questions



NEWSREMINDERS



NEWSLETTER

Signup to receive the ClickDimensions monthly newsletter.

<http://clickdimensions.com/resources/newsletter>



NEW RELEASE EMAIL

Get the email with this release information the day the new solution is available!

<http://help.clickdimensions.com/sign-up-for-clickdimensions-product-updates-and-new-releases/>



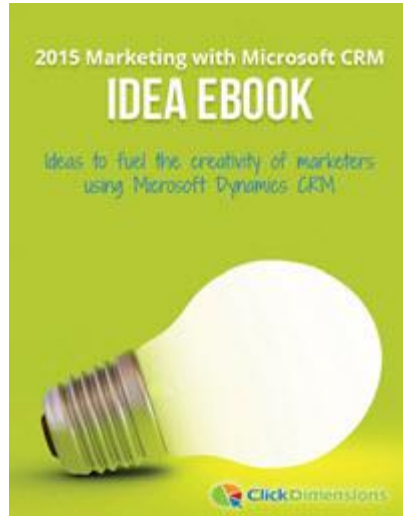
JOIN THE FUN

ClickDimensions Academy and Certifications available for all customers/partners at no cost!

<http://help.clickdimensions.com/clickdimensions-academy/>



NEWSREMINDERS



2015 MICROSOFT CRM MARKETING IDEA EBOOK

Updated eBook with marketing ideas for Microsoft Dynamics CRM.

<http://clickdimensions.com/ebook/>



EMAIL MARKETING EBOOK

Newest eBook with over 50 pages of tips, tricks, and best practices for email marketing.

<http://help.clickdimensions.com/clickdimensions-academy/>



RELEASENOTES

Improvement	Australia Data Center	The ClickDimensions cloud application is now fully deployed to Microsoft's Azure data center in Australia. This allows new accounts in the APAC region to integrate with the ClickDimensions application in Australia. (ClickDimensions is also available from Microsoft Azure data centers in the US and EU.)	N/A
Improvement	Drag and Drop Editor: Pull Content from Web Page	Put in a URL and automatically pull in content from that web page into the block you are in. This will pull from specific tags in the header of the webpage including the title, text content, and an image. Read More.	Cloud
Improvement	Drag and Drop Images and Files into Managers	In the Drag and Drop and Free Style email editors, the Free Style Landing Page editor, and the HTML Component editor for Web Content you can now easily upload multiple images or files at the same time. Read More. *Note this feature is not available when using Internet Explorer 9 or below.	Cloud
Improvement	Email Send: Changed "Reply To" label	Changed the "Reply To" label on the Email Send record to "Reply To Email Address" to be more clear.	Solution
Improvement	Email Send Status	After you send your email, click the Refresh Status button to see what stage the email is in currently. Read More. *This is available for CRM 2011, 2013, and 2015 only.	Solution
Improvement	Email Sends	Updated service to ensure consistent processing and mitigate issues such as duplicate sends due to CRM workflow issues	Cloud/Solution
Improvement	Email Send Subject Field	We increased the field character limit to 450 characters.	Solution
Improvement	Error Logging	Adding better error messages for Eventbrite Connector errors.	Cloud
Improvement	FreeMarker	If you are using the <#list> function in FreeMarker and you send a test email, it will populate the actual data that should be in the list.	Cloud
Improvement	Image Manager	Now shows the dimensions of the image and when it was uploaded.	Cloud
Improvement	Preheader Text	Preheader Text is the text that shows up as the third line in the list of emails in an inbox. Read more. *This is available for CRM 2011, 2013, and 2015 only.	Solution
Improvement	RSS to Email Update	Some blogs use <content> tags we are now checking for those when you choose to show the full post in the email. *You must redo your RSS connector to get this to work if this applies to you.	Cloud
Improvement	Web Tracking & Google Tag Manager	Updated our tracking script so that it will work in the Google Tag Manager with Universal Google Analytics at the same time.	Cloud

<http://support.clickdimensions.com/entries/69764424-Release-Notes-Version-6-7-0-July-20-2015-6-7-1>



RELEASENOTES

Bug Fix	12324	Action: Auto Responder	The Auto Responder action on forms, surveys, and subscription pages was always sending that auto responder email to the Email Address 1 field even if they submitted the form with a different address.	Cloud
Bug Fix	30521	Block Email Editor	If save was pressed before choosing a layout you would get an empty error message.	Cloud
Bug Fix	22839	Drag and Drop Email Editor: Dividers	The dividers sometimes changed sizes once the email when out.	Cloud
Bug Fix	38783	Email Processing	A fix has been deployed to work around an issue with Microsoft Azure Auto-scaling that causes delays in processing when Azure auto-scaling of resources fails and must re-try.	Cloud
Bug Fix		Email Send	In some cases, when sending to more than your Microsoft Dyanmics CRM Aggregate Query Limit it wouldn't let you send because it was trying to count the number of people for the confirmation page. We have made a change to how this is calculated to avoid this CRM limit.	Cloud
Bug Fix	26705	Error Logging	The icon for SMS Errors was wrong.	Cloud
Bug Fix	25949	Event Participation	The "Lead" field was showing as "Lead Source". (CRM 2011 only)	Solution
Bug Fix	29783	Form Capture	Form Capture was not accepting email addresses that began with a capital letter or had an unscore symbol right before the @.	Cloud
Bug Fix	17181	Form Capture	The email field was not accepting some email address endings.	Cloud
Bug Fix	18473	Form Capture	The "Lead" field was showing as "Lead Source". (CRM 2011 only)	Solution
Bug Fix	18206	HTML Component	The text was not showing if a font size was not specifically set. (EU region only)	Cloud
Bug Fix	26828	Image Manager	Uploading an image with the same name as an image that was previously deleted would upload the deleted one.	Cloud
Bug Fix	26775	Inbox Preview	Android 4.0.3 and Android Gmail were throwing an error.	Cloud

<http://support.clickdimensions.com/entries/69764424-Release-Notes-Version-6-7-0-July-20-2015-6-7-1>

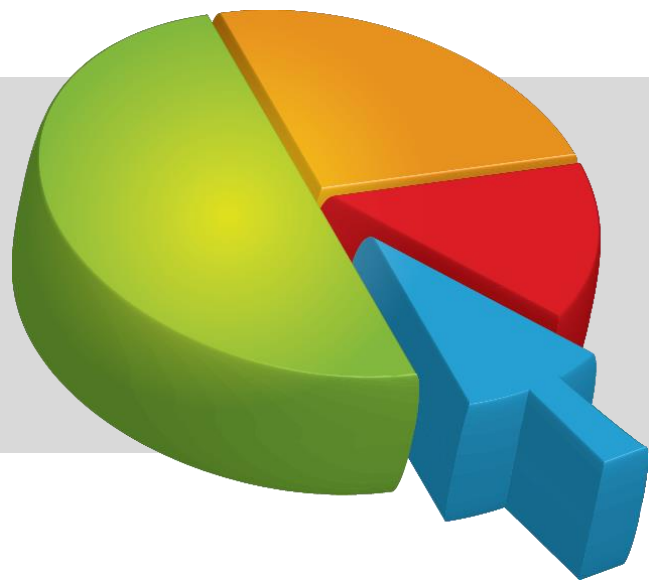


RELEASENOTES

Bug Fix	26849	Import	If you selected an event, the link to the event was broken so you couldn't open the event record from within the Import Wizard.	Cloud
Bug Fix	31720	Responsive Design: Web Content	Radio buttons were not displaying correctly when the form, survey, or subscription page was viewed on a mobile device.	Cloud
Bug Fix	31312/19002	Responsive Design: Web Content	Checkbox labels were not responsive if it was a longer label.	Cloud
Bug Fix	31311	Responsive Design: Web Content	Section titles were not responsive.	Cloud
Bug Fix	12236	RSS To Email	The Social Link hover box was off by several pixels	Cloud
Bug Fix	26735	Surveys	If you previewed the survey without saving first - the preview was a little off.	Cloud
Bug Fix	19316	Surveys: Skip Logic	If there was a required radio button that was skipped due to skip logic - the survey would not allow you to continue.	Cloud
Bug Fix	38753	Surveys: Skip Logic	If there was a required checkbox that was skipped due to skip logic - the survey would not allow you to continue.	Cloud
Bug Fix	11323	Tracking Script	Some variables were conflicting with Google Analytics	Cloud
Bug Fix	31721	WebEx	The Status and Approval Status fields were not always getting updated.	Cloud
Bug Fix	41677	Drag and Drop Editor	There was no padding on text type blocks.	Cloud
Bug Fix	41716	Drag and Drop Images/Files	This was not working with IE9 so the change was rolled back and you must click to upload for IE9.	Cloud
Bug Fix		Email Send Status	The Email Send status was not updating. Solution	

<http://support.clickdimensions.com/entries/69764424-Release-Notes-Version-6-7-0-July-20-2015-6-7-1>





DEMO



RELEASE ARTICLES

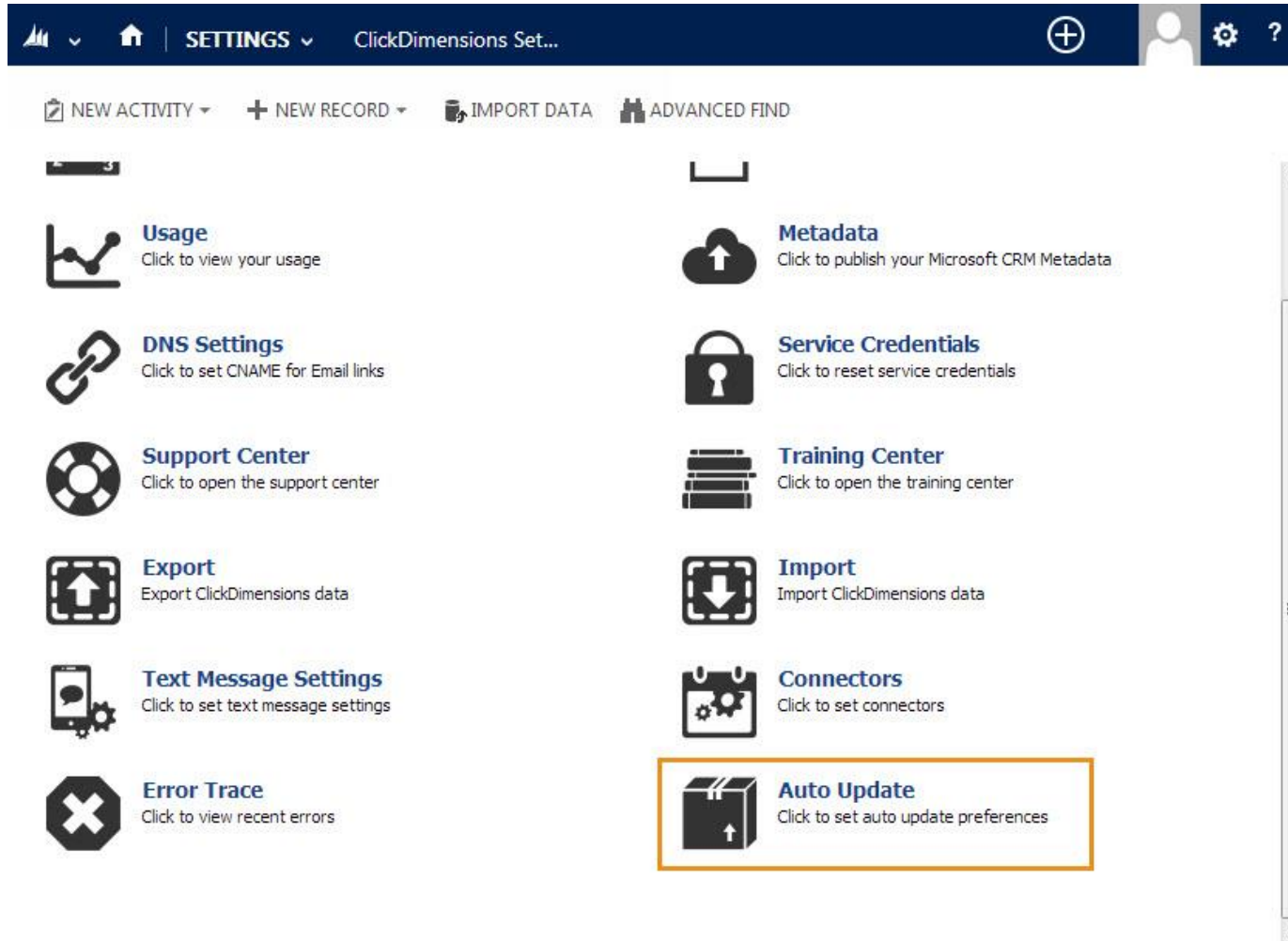
Drag and Drop Images & Files: <http://help.clickdimensions.com/image-manager/>

Drag and Drop Editor: Pull Content from a Web Page:
<http://help.clickdimensions.com/pull-elements-from-a-web-page-into-the-drag-and-drop-editor/>

Preheader Text and Email Send Status: <http://help.clickdimensions.com/send-an-email-2/>



UPDATE



The screenshot shows the ClickDimensions Settings interface. The top navigation bar includes a home icon, a 'SETTINGS' dropdown, and the text 'ClickDimensions Set...'. Below the navigation bar are several action buttons: 'NEW ACTIVITY', 'NEW RECORD', 'IMPORT DATA', and 'ADVANCED FIND'. The main content area is divided into two columns of settings, each with an icon and a description. The 'Auto Update' setting, located in the bottom right of the settings grid, is highlighted with an orange rectangular border. It features a box icon with an upward arrow and the text 'Auto Update' and 'Click to set auto update preferences'.

Icon	Setting Name	Description
	Usage	Click to view your usage
	Metadata	Click to publish your Microsoft CRM Metadata
	DNS Settings	Click to set CNAME for Email links
	Service Credentials	Click to reset service credentials
	Support Center	Click to open the support center
	Training Center	Click to open the training center
	Export	Export ClickDimensions data
	Import	Import ClickDimensions data
	Text Message Settings	Click to set text message settings
	Connectors	Click to set connectors
	Error Trace	Click to view recent errors
	Auto Update	Click to set auto update preferences

Update Article: <http://help.clickdimensions.com/automatic-updates-to-clickdimensions/>





ClickDimensions

QUESTIONS?

HELP.CLICKDIMENSIONS.COM

SUPPORT.CLICKDIMENSIONS.COM

